

Genie® Z[®]-45 XC™

Specifications

Models	Z-45 XC	
Measurements	US	Metric
Working height max.(1)	51 ft 6 in	15.86 m
Platform height max.	45 ft 6 in	13.86 m
Horizontal reach max.	24 ft 9 in	7.55 m
Up and over clearance max.	24 ft 5 in	7.44 m
A Platform length	2 ft 6 in	0.76 m
B Platform width	6 ft	1.83 m
C Height - stowed	7 ft 4 in	2.25 m
D Length - stowed	21 ft 10 in	6.65 m
E Width	7 ft 6 in	2.29 m
F Wheelbase	6 ft 8 in	2.03 m
G Ground clearance - center	14.8 in	0.37 m

Productivity

Lift capacity max. - unrestricted	660 lb	300 kg
Lift capacity max. - restricted	1,000 lb	454 kg
Platform rotation	160°	
Jib length	5 ft	1.52 m
Vertical jib rotation	133°	
Turntable rotation	355°	
Turntable tailswing	0 in	0 cm
Drive speed - stowed ⁽²⁾	4.5 mph	7.24 km/h
Drive speed - raised	0.61 mph	0.98 km/h
Gradeability - stowed ⁽²⁾	45%	
Tilt sensor activation (front to back/side to side)	4.5° / 4.5°	
Turning radius - inside/outside	5 ft 6 in / 14 ft 9 in	1.68 m / 4.50 m
Tires (foam-filled)	315/55 D20	

Power

Power	Diesel	
Auxiliary power unit	12V DC	
Hydraulic tank capacity	22 gal	83 L
Fuel tank capacity	17 gal	64 L

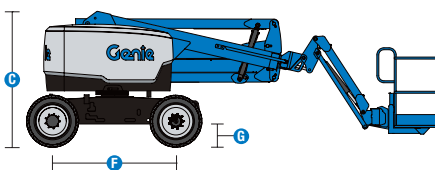
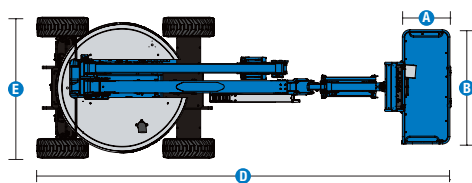
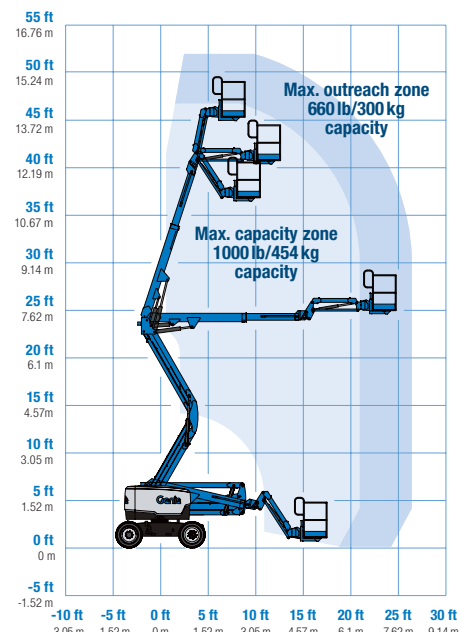
Weight(3) and Floor Loading(4)

Weight	16,360 lb	7,421 kg
Tire contact pressure	80 psi	552 kPa
Occupied floor pressure (tires)	231 psf	11.08 kPa

Sound and Vibration Levels

Sound Pressure level (ground workstation)	87 dBA	
Sound Pressure level (platform workstation)	82 dBA	
Vibrations	8 ft 2 in/s ²	2.5 m/s ²

Range of motion Z-45 XC



(1) The metric equivalent of working height adds 2 m to platform height. The imperial equivalent adds 6 ft to platform height.

(2) Gradeability applies to driving on slopes and may vary depending on options and machine configurations. See operator's manual for details regarding slope ratings.

(3) Weight refers to standard configuration and may vary depending on options and/or country standards.

(4) Floor loading information is approximate and may vary depending on options and machine configurations. It should be used only with adequate safety factors.

Genie® Z[®]-45 XC™

SKU: Standard Model

• **Z45XC001AI0044:** Z-45 XC, 4WD

* Build to Order

Option availability		S	S+	BtO
Power	48 hp, 35.8 kW, Deutz D2011, Diesel, T4i/Stage IIIA	✓	✓	✓
	60 hp, 44.7 kW, Ford MSG425 gas/LPG Dual Fuel (XC model only)			○
	Cold weather package			○
	Diesel catalytic scrubber muffler (T4i/Stage IIIA)			○
	Engine gauge package			○
	LPG tank 33.5 lb			○
	Positive air shutdown system			○
	Anti-restart engine protection	✓	✓	✓
	Auto engine fault shutdown	✓	✓	✓
Platform	6ft/1.83m dual-entry platform with side swing gate	✓	✓	✓
	Dual axis joystick steering	✓	✓	✓
	Thumb rocker steering			○
	Air line to platform			○
	Control box covers			○
	Lift Guard Full Mesh panels			○
	Lift Guard Half Mesh panels			○
	Light Package: drive and work lights			○
	Platform auxiliary top rail			○
	Lift Power 3kW AC Generator, 110V/60Hz			○
	Lift Power 3kW AC Generator, 220V/50Hz			○
	Lift Power 12kW Welder Ready AC Generator			○
	600lb/272kg load capacity with auto envelope control (HF model)	✓	✓	✓
	660lb/300kg & 1000lb/454kg dual load with auto envelope control	✓	✓	✓
	AC Power cord to platform	✓	✓	✓
	Alarm package: flashing beacons, descent, travel and tilt alarms	✓	✓	✓
	Drive enable system	✓	✓	✓
	Horn	✓	✓	✓
	Lift Guard Contact Alarm	✓	✓	✓
	Lift Tools Work Tray	✓	✓	✓
	Platform load sense system	✓	✓	✓
	Proportional controls	✓	✓	✓
	Self-leveling platform	✓	✓	✓
Chassis	Lift Connect Telematics			○
	Telematics-ready	✓	✓	✓
	Lift Connect with Access Manager upgrade			○
	Biodegradable hydraulic oil			○
	Cold weather hydraulic oil			○
	Fire resistant hydraulic oil			○
	High flotation, air-filled tires			○
	Rough terrain, foam-filled tires	✓	✓	✓
	Rough terrain, foam-filled, non-marking tires			○
	Hostile environment kit			○
	Tow package			○
	2 speed wheel motors	✓	✓	✓
	Active oscillating axle	✓	✓	✓
	Chassis tilt drive function cut-out	✓	✓	✓
	Chassis tilt lift function cut-out	✓	✓	✓
	Dual parallelogram lift linkage	✓	✓	✓
	Hour meter	✓	✓	✓
	Hydraulic oil cooler	✓	✓	✓

Positive air shutdown Deutz engines only

- S Standard
- S+ Standard +
- BtO Build to Order
- ✓ Standard Features
- Options



Xtra Capacity



Rugged Terrainability



Zero-Load Calibration



Genie Genuine Accessories⁽¹⁾

- Lift Tools Productivity Tools
- Tech Pro Link Handheld Device

(1) More accessories available from Genie Genuine Parts.

Product specifications are subject to change without notice or obligation. Photographs and/or drawings herein are for illustrative purposes only. Refer to the appropriate Operator's Manual for instructions on proper equipment use. Failure to follow instructions in the Operator's Manual may result in serious injury or death. The only warranty applicable to our equipment is the standard written warranty applicable to the particular product and sale and we make no other warranty, express or implied. Products and services listed may be trademarks, service marks or trade names of Terex Corporation and/or their subsidiaries in the USA and many other countries. Terex, Genie, Quality By Design, Xtra Capacity, Lift Power, Lift Guard, Lift Tools, Lift Connect and Tech Pro Link are registered trademarks of Terex Corporation or its subsidiaries.

04/25

