

Genie® GS™ -4655

Specifications

Models	GS-4655
Working height max. - indoor ⁽¹⁾	15.95 m
Working height max. - outdoor ⁽¹⁾	8.55 m
A Platform height max. - indoor	13.95 m
A Platform height max. - outdoor	6.55 m
B Platform height - stowed	1.64 m
C Platform length - outside	2.84 m
C Platform length - outside, extended	4.10 m
Slide-out platform extension deck - length	1.22 m
D Platform width - outside	1.35 m
Guardrail height	1.10 m
Toeboard height	15 cm
E Machine Height - stowed (folding rails up)	2.77 m
Machine Height - stowed (rails lowered)	1.98 m
F Length machine - stowed (with ladder)	3.11 m
Length machine - stowed, extended	4.33 m
G Width	1.40 m
H Wheelbase	2.47 m
I Ground clearance (center) - pothole guards retracted	15 cm
I Ground clearance - pothole guards deployed	2 cm

Productivity

Max. platform occupancy (in/out)	3/2
Lift capacity	350 kg
Lift capacity - extension deck extended	136 kg
Max. platform drive height	13.95 m
Drive speed - stowed	4.0 km/h
Drive speed - raised	0.8 km/h
Gradeability - stowed ⁽²⁾	25 %
Turning radius - inside/outside	31 cm/3.05 m
Lifting speed - raise/lower	92/58 sec
Tilt sensor activation (front to back/side to side)	3° / 1.5°
Tires - solid non-marking	38×13 cm

Power

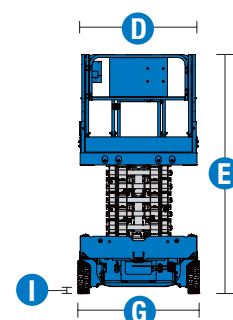
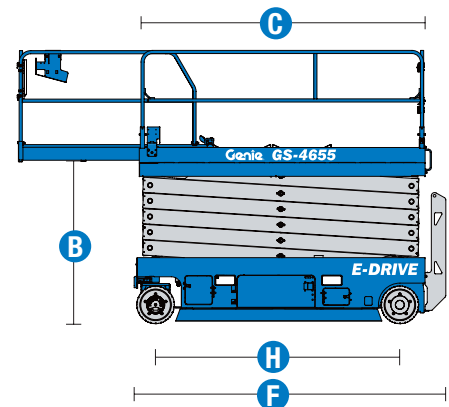
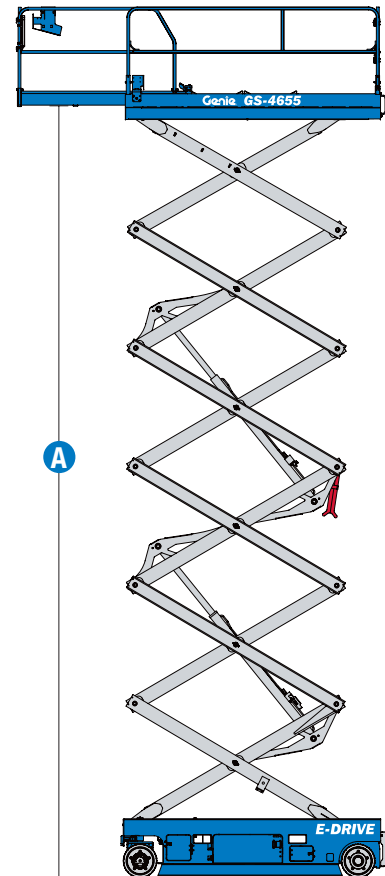
Power - FLA ⁽³⁾	24V DC (4×12V 300Ah)
Power - AGM	24V DC (4×12V 264Ah or 300Ah)
Hydraulic tank capacity	28.4 L

Weight(4) and Floor Loading⁽⁵⁾

Weight	3,701 kg
Weight max. (adding all possible options)	3,701 kg
Tire load max.	1,670 kg
Tire contact pressure	1,451 kPa
Occupied floor pressure	9.81 kPa

Sound and Vibration Levels

Sound Pressure level (ground workstation)	< 70 dBA
Sound Pressure level (platform workstation)	< 70 dBA
Vibrations	< 2.5 m/s ²



(1) The metric equivalent of working height adds 2 m to platform height. US adds 6 ft to platform height.
 (2) Gradeability applies to driving on slopes and may vary depending on options and machine configurations. See operator's manual for details regarding slope ratings.
 (3) Subject to regional availability.
 (4) Weight refers to standard configuration and may vary depending on options and/or country standards.
 (5) Floor loading information is approximate and may vary depending on options and machine configurations. It should be used only with adequate safety factors.

Genie® GS™ -4655

SKU: Standard Model

- GS-4655, E-Drive*

* Build to Order

Option availability		S	S+	BtO
Power	AGM Maintenance-free batteries, 300Ah			✓
	Drive cut-out while charging			○
	Power Inverter			○
	Rear recessed charger receptacle			✓
Platform	Folding rails, Full-height swing gate			✓
	Slide out extension deck			✓
	Air line to platform			○
	Automotive-style horn			○
	AC power to platform			✓
	Descent, tilt and motion alarm			✓
	Diamond plate platform deck			✓
	Dual LED flashing beacons			✓
	Electric horn			✓
	Lanyard attachment points			✓
	Platform control guard (PCON)			✓
	Platform load sense system			✓
	Proportional drive and lift			✓
	SmartLink dual zone control system			✓
Chassis	Lift Connect Telematics			○
	Lift Connect with Access Manager upgrade			○
	Lift Guard White Noise Alarm			○
	Auxiliary platform lowering			✓
	Driveable at full height			✓
	Dual front wheel electric brakes			✓
	Dual front wheel sealed AC electric drive motors (E-Drive)			✓
	Electric brake release (E-Drive)			✓
	On board diagnostic system with battery charge indicator			✓
	Pothole protection			✓
	Side and rear fork pockets			✓
	Solid non-marking tires			✓
	Tech Pro Link connector			✓
	Tie-down and lifting points			✓

Required options for Korea: Locking Keyswitch, Foot Switch + uplimit switch harness, Drive Disable, Steel Plate - GCON/PCON, AL PCON Bracket, Isolator (rubber cushions)

- S Standard
- S+ Standard +
- BtO Build to Order
- ✓ Standard Features
- Options




Indoor & Outdoor Use



770 lb
350 kg



E-Drive



Genie Genuine Accessories⁽¹⁾

- Lift Guard Safety Tools
- Tech Pro Link Handheld Device
- Lift Tools Productivity Tools
- Lift Tools Access Deck (GS-1932, GS-2632, GS-3232)

(1) More accessories available from Genie Genuine Parts.

Product specifications are subject to change without notice or obligation. Photographs and/or drawings herein are for illustrative purposes only. Refer to the appropriate Operator's Manual for instructions on proper equipment use. Failure to follow instructions in the Operator's Manual may result in serious injury or death. The only warranty applicable to our equipment is the standard written warranty applicable to the particular product and sale and we make no other warranty, express or implied. Products and services listed may be trademarks, service marks or trade names of Terex Corporation and/or their subsidiaries in the USA and many other countries. Terex, Genie, Quality By Design, Xtra Capacity, Lift Power, Lift Guard, Lift Tools, Lift Connect and Tech Pro Link are registered trademarks of Terex Corporation or its subsidiaries.

